

MEDIA GUIDE



CHAMPIONSHIP
20 FOOTBALL 21

MILES COLLEGE

VS.

ALBANY STATE UNIVERSITY

SATURDAY, NOV. 13, 2021
A.J. SLOAN-ALUMNI STADIUM
2PM CT/3PM ET





MEMBER Institutions

WEST DIVISION

Central State University
 Kentucky State University
 Lane College
 Lemoyne-Owen College
 Miles College
 Spring Hill College
 Tuskegee University

EAST DIVISION

Albany State University
 Benedict College
 Clark Atlanta University
 Fort Valley State University
 Morehouse College
 Savannah State University

NEW MEMBERS

Allen University
 Edward Waters University

TABLE OF Contents

General Information

Member Institutions.....4

Individual Statistics.....22

Combined Statistics.....29

Council Information

Letter from President Council Chair...7

President's Council.....8

Athletic Director's Council.....9

Schedules.....10

SIAC Football Champions.....13

2021 Golden Bears Football

Athletic Director.....33

Head Coach.....35

Roster.....36

Team Statistics.....38

Individual Statistics.....39

Combined Statistics.....45

2021 Golden Rams Football

Athletic Director.....15

Head Coach.....17

Roster.....18

Team Statistics.....21

MEMBER INSTITUTIONS

Albany State University

504 College Drive
Albany, GA 31705



President: Marion Fedrick
Athletic Director: Tony Duckworth

Allen University

1530 Harden Street
Columbia, SC 29204



President: Dr. Earnest McNealy
Athletic Director: Jasher Cox

Benedict College

1600 Harden Street
Columbia, SC 29204



President: Roslyn Clark Artis
Athletic Director: Willie Washington

Clark Atlanta University

223 James P. Brawley Drive SW
Atlanta, GA 30314



President: George T. French, Jr.
Athletic Director: Lin Dawson

Edward Waters University

1658 Kings Road
Jacksonville, FL 32209



President: Dr. A Zachary Faison
Athletic Director: Paul Bryant

Fort Valley State University

1005 State University Drive
Fort Valley, GA 31030



President: Dr. Paul Jones
Athletic Director: Anthony Holloman

Morehouse College

830 Westview Drive SW
Atlanta, GA 30314



President: David A. Thomas
Athletic Director: Curtis Campbell

Savannah State University

3219 College St.
Savannah, GA 31404



President: Kimberly Ballard-
Washington
Athletic Director: Opio Mashariki

MEMBER INSTITUTIONS

Central State University

1400 Brush Row Road
Wilberforce, OH 45384



President: Dr. Jack Thomas
Athletic Director: Tara Owens

Kentucky State University

400 East Main Street
Frankfort, KY 40601



President: Clara Ross Stamps
Athletic Director: Ramon Johnson

Lane College

545 Lane Avenue
Jackson, TN 38301



President: Dr. Logan C. Hampton
Athletic Director: Derek Burroughs

LeMoyne-Owen College

807 Walker Avenue
Memphis, TN 38126



President: Dr. Vernell Bennett-Fairs
Athletic Director: William Anderson

Miles College

5500 Myron Massey Blvd.
Fairfield, AL 35064



President: Bobbie Knight
Athletic Director: Reginald Ruffin

Spring Hill College

4000 Dauphin St
Mobile, AL 36608



President: E. Joseph Lee, Ph.D.
Athletic Director: Joe Niland

Tuskegee University

321 James Center
Tuskegee, AL 36088



President: Dr. Charlotte P. Morris
Athletic Director: Willie Slater

NOW
More
Delicious



New Season
NEW
Coke® ZERO
SUGAR

LETTER FROM PRESIDENT'S COUNCIL CHAIR

To our many SIAC Football Fans,

On behalf of the President's Council, we welcome you back to the 2021 SIAC Football Championship! Our council is responsible for all policy matters that affect our intercollegiate athletic programs. Our goal is to continue to instill academic integrity and development in our student-athletes.

Our council includes all member institution Presidents as follow:

Marion Fredrick of Albany State University
 Dr. Earnest McNealy of Allen University
 Dr. Roslyn Artis of Benedict College
 Dr. Jack Thomas of Central State University
 Dr. Paul Jones of Fort Valley State University
 Dr. A. Zachary Faison, Jr. of Edward Waters University
 Clara Ross Stamp of Kentucky State University
 Dr. Logan Hampton of Lane College
 Dr. Vernell Bennett-Fairs of Lemoyne-Owen College
 Dr. Bobbie Knight, of Miles College
 David A. Thomas of Morehouse College
 Kimberly Ballard-Washington of Savannah State University
 E. Joseph Lee II, Ph.D. of Spring Hill College
 Dr. Charlotte P. Morris of Tuskegee University

We thank you for your constant dedication and support.

Regards,

Dr. Paul Jones, Fort Valley State University



DR. PAUL JONES, PRESIDENT COUNCIL CHAIR

PAUL A. JONES, PH.D. WAS APPOINTED TO SERVE AS THE 10TH PRESIDENT OF FORT VALLEY STATE UNIVERSITY IN DECEMBER 2015. HIS HIGHER EDUCATION CAREER SPANS MORE THAN THREE DECADES IN COLORADO, MARYLAND, UTAH, AND GEORGIA.

BEFORE JOINING FVSU, DR. JONES SERVED TWO YEARS AS INTERIM PRESIDENT AT DARTON STATE COLLEGE IN ALBANY, GEORGIA. PRIOR TO HIS INTERIM PRESIDENTIAL APPOINTMENT, HE SERVED IN NUMEROUS SENIOR LEADERSHIP ROLES AT GEORGIA COLLEGE & STATE UNIVERSITY, INCLUDING SENIOR VICE PRESIDENT FOR FINANCE AND ADMINISTRATION, VICE PRESIDENT AND CHIEF OF STAFF, VICE PRESIDENT FOR INSTITUTIONAL RESEARCH AND ENROLLMENT MANAGEMENT, AND SEVERAL INTERIM ROLES INCLUDING INTERIM VICE PRESIDENT OF ACADEMIC AFFAIRS AND PRESIDENT. PRESIDENT JONES WAS ALSO A PROFESSOR OF EDUCATIONAL ADMINISTRATION AT GEORGIA COLLEGE.

IN 2007-08, PRESIDENT JONES SERVED AS AN AMERICAN COUNCIL ON EDUCATION (ACE) FELLOW AT THE UNIVERSITY OF WEST FLORIDA.

DR. JONES IS ALSO A MEMBER OF SEVERAL BOARDS TO INCLUDE: THE MEDICAL CENTER OF PEACH COUNTY BOARD OF DIRECTORS, NAVICENT HEALTH BOARD OF DIRECTORS, FORT VALLEY STATE UNIVERSITY FOUNDATION, MIDDLE GEORGIA GOODWILL INDUSTRIES EDUCATION COMMITTEE, MUSEUM OF AVIATION FOUNDATION BOARD OF GOVERNORS, ASSOCIATION OF PUBLIC AND LAND-GRANT UNIVERSITIES 1890 PRESIDENT'S COUNCIL, AND THE SOUTHERN INTERCOLLEGIATE ATHLETIC CONFERENCE EXECUTIVE BOARD.

DR. JONES AND HIS WIFE SYLVIA WERE NAMED 2012 ALUMNI OF THE YEAR AT UTAH STATE UNIVERSITY. A NATIVE OF LOS ANGELES, CALIFORNIA, JONES EARNED HIS BACHELOR'S AND MASTER'S DEGREE AT UTAH STATE UNIVERSITY, AND HE ALSO HOLDS A DOCTOR OF PHILOSOPHY DEGREE IN EDUCATION AND HUMAN RESOURCE STUDIES FROM COLORADO STATE UNIVERSITY.

DR. AND MRS. JONES HAVE TWO ADULT CHILDREN, ISAIAH AND DAPHNE.

PRESIDENT'S COUNCIL



MARION FEDRICK

Albany State University



DR. EARNEST MCNEALY

Allen University



DR. ROSLYN CLARK ARTIS

Benedict College



DR. JACK THOMAS

Central State University



DR. GEORGE T. FRENCH, JR.

Clark Atlanta University



DR. PAUL JONES

Fort Valley State University



DR. ZACHARY A. FAISON, JR.

Edward Waters University



CLARA ROSS STAMPS

Kentucky State University



DR. LOGAN C. HAMPTON

Lane College



DR. VERNELL BENNETT-FAIRS

LeMoyne-Owen College



DR. DAVID A. THOMAS

Morehouse College



BOBBIE KNIGHT

Miles College



KIMBERLY BALLARD-WASHINGTON

Savannah State University



E. JOSEPH LEE, PH.D.

Spring Hill College



DR. CHARLOTTE P. MORRIS

Tuskegee University

ATHLETIC DIRECTORS' COUNCIL



**ANTHONY
DUCKWORTH**

Albany State University



**DERRICK
BURROUGHS**

Lane College



JASHER COX

Allen University



**WILLIAM
ANDERSON**

LeMoyne-Owen College



**WILLIE
WASHINGTON**

Benedict College



**CURTIS
CAMPBELL**

Morehouse College



TARA OWENS

Central State University



**REGINALD
RUFFIN**

Miles College



**DR. J. LIN
DAWSON**

Clark Atlanta University



OPIO MASHARIKI

Savannah State University



**ANTHONY
HOLLOMAN**

Fort Valley State University



JOE NILAND

Spring Hill College



PAUL BRYANT

Edward Waters University



**RAMON
JOHNSON**

Kentucky State University



WILLIE SLATER

Tuskegee University



ALBANY STATE UNIVERSITY GOLDEN RAMS

OVERALL

8-1

CONF.

5-0

DIV.

4-0

9/2/2021	AT MISSISSIPPI COLLEGE	W 24-0
9/11/2021	SHORTER UNIVERSITY (GA.)	W 28-12
9/18/2021	AT VALDOSTA STATE UNIVERSITY	L 3-21
9/25/2021	* CLARK ATLANTA	W 49-0
10/2/2021	* AT MILES	W 31-3
10/9/2021	EDWARD WATERS	W 30-0
10/16/2021	* AT BENEDICT	W 28-6
10/23/2021	* SAVANNAH STATE	W 30-0
10/30/2021	* AT MOREHOUSE	W 14-10
11/6/2021	* VS. FORT VALLEY STATE	W 57-0



* INDICATES SIAC CONTEST

#LEADERSRISEHERE



MILES COLLEGE GOLDEN BEARS

OVERALL

6-4

CONF.

4-2

DIV.

4-0

9/4/2021	AT ALABAMA STATE	L 13-14 (OT)
9/11/2021	AT SOUTHERN	L 24-41
9/18/2021	AT MOREHOUSE ATLANTA,	W 37-14
9/25/2021	* CENTRAL STATE	W 55-4
10/2/2021	* ALBANY STATE	L 3-31
10/9/2021	* BENEDICT	L 21-24
10/16/2021	* AT LANE	W 34-31
10/23/2021	* AT KENTUCKY STATE	W 28-21
10/30/2021	AT EDWARD WATERS	W 16-9
11/6/2021	* TUSKEGEE	W 52-23

* INDICATES SIAC CONTEST

#LEADERSRISEHERE





FREE
CURBSIDE OR
IN-STORE PICKUP
ON ACADEMY.COM ORDERS



FREE
ASSEMBLY
ON IN-STORE PURCHASES*
*Applies to most bikes and grills.



BEAT
ANY ADVERTISED
PRICE BY 5%
academy.com/price-match

Academy®
SPORTS+OUTDOORS

Visit academy.com to learn more or to find your nearest store.

SIAC

FOOTBALL CHAMPIONSHIP THROUGH THE YEARS

1990	ALABAMA A&M
1991	ALABAMA A&M, CLARK ATLANTA, MOREHOUSE, TUSKEGEE
1992	FORT VALLEY STATE
1993	ALBANY STATE
1994	ALBANY STATE
1995	ALBANY STATE
1996	ALBANY STATE
1997	ALBANY STATE
1998	TUSKEGEE
1999	FORT VALLEY STATE
2000	TUSKEGEE
2001	TUSKEGEE
2002	TUSKEGEE
2003	ALBANY STATE
2004	ALBANY STATE
2005	ALBANY STATE
2006	ALBANY STATE
2007	TUSKEGEE
2008	TUSKEGEE
2009	TUSKEGEE
2010	ALBANY STATE
2011	MILES
2012	TUSKEGEE
2013	ALBANY STATE
2014	TUSKEGEE
2015	MILES
2016	FORT VALLEY STATE
2017	TUSKEGEE
2018	MILES
2019	MILES

**2021 SIAC
EASTERN
DIVISION
CHAMPIONS**



ALBANY STATE UNIVERSITY

DIRECTOR OF ATHLETICS

TONY DUCKWORTH

Tony Duckworth was appointed as Albany State University Director of Athletics/Chief Athletics Administrator on November 18, 2019. Duckworth reports directly to ASU's President and is a member of the President's Executive Leadership Team.

Prior to his appointment, Duckworth served as Director of Athletics and Chief Athletics Officer at Northeastern State University (NSU) in Tahlequah, Oklahoma since 2011. He led the final year of transition into the Mid-America Intercollegiate Athletics Association. His teams won 13 MIAA championships and had 35 championship or runner-up conference finishes. Duckworth's teams also enjoyed 32 NCAA playoff appearances during his eight and a half year tenure at Northeastern State University. NSU sponsors ten NCAA Division II sports. Duckworth led multiple capital improvements at NSU, including the \$18 million event center, a turf and video board replacement and a stadium sports medicine center and locker room renovation.

Prior to NSU, Duckworth was Director of Athletics at NCAA Division II Maryville University – St. Louis. Maryville sponsored 17 NCAA Division II sports. He led Maryville through a significant transition as the university reclassified from Division III to Division II in 2008. Maryville completed the three year reclassification process in 2011. Duckworth also led Maryville's application, presentations and admission into the Great Lakes Valley Conference in October 2008. GLVC competition began during Fall 2009.

Huntingdon College (Alabama) was the stop for Duckworth prior to Maryville where he worked from 2001 – 2007 as Head Men's Basketball Coach while serving as Associate Athletics Director during the last three years of his tenure. During that time he had the 2nd most wins in college history which included his team winning both the 2006 Great South Athletic Conference Regular Season and Tournament Championships, and Duckworth was named 2006 GSAC Coach of the Year. The 20 – 7 season (2006-2007) marked the best winning% and most wins in 41 years while finishing 1st in NCAA Division III in Defensive FG% (35.4%) which ranks 1st All-Time in NCAA Division III history. The Hawks also won 13 consecutive games to end the season, which tied the school record from the 1961-62 season. Including the 2006-2007 season, Huntingdon had the best 3 consecutive seasons in 39 years (53 wins), including 3 consecutive GSAC Final 4 tournament appearances – 2006 Champions. During that same span, Huntingdon had 23 road victories while winning 21 of their last 22 home games over two seasons.

During the 2004-2005 season (17 – 10), Huntingdon Basketball finished 3rd in the NCAA in Defensive FG% (37%), and 6th in the NCAA in Rebounding Margin (+9.3); while the 2003-2004 team (16 – 11) finished with the 5th Best Turnaround in NCAA D3. During the 5 years of membership in the GSAC, members of Duckworth's program have been recognized - including: 10 All-Academic Team, 6 All-Freshman Team, 1 All-Region, and 8 All-Conference selections including the 2006 Player of the Year and 2007 Freshman of the Year.

Prior to Duckworth's arrival to Huntingdon, he turned the Belhaven College (Mississippi) program around while being one of the youngest four-year college head coaches in the nation when he took over the program at the age of 28. His Belhaven squad made the 2001 NAIA Division II National Tournament during his 4th season at the helm while ranking 1st in NAIA Division II in Rebounding Margin (+10.6). This was only the 2nd national tournament appearance for the Blazers in their 46 years of intercollegiate basketball competition. During his last two seasons, Duckworth led the program to 25 consecutive weeks of being nationally ranked while winning 37 games over that span. He also left the Belhaven program as the 2nd winningest coach in school history after just 4 seasons, while coaching 2 All-Americans and 2 Academic All-Americans.

Duckworth was the Assistant Men's Basketball Coach and Recruiting Coordinator from 1992-96 at Covenant College (Georgia) an NAIA Division II program. The three years Duckworth was the Recruiting Coordinator, he recruited four TVAC All-Freshman Team players and one transfer recruit was named an NAIA All-American. During the three seasons Duckworth was the Recruiting Coordinator, Covenant compiled 35 conference wins.


Duckworth also has International head coaching experience. Duckworth has led two American All-Star teams (1992 and 1996) to compete overseas in international competition in Costa Rica.

Duckworth's memberships include the National Association of Collegiate Directors of Athletics, Division II Athletics Director Association and the National Association of Basketball Coaches. He had an essay published in Chicken Soup for the Soul Inside Basketball in 2009.

A Macon, Georgia native, Duckworth earned a bachelor's degree in financial management from Bob Jones University and a Master of Education degree from the University of Tennessee – Chattanooga. He served on the NCAA Division II National Men's Basketball Committee during 2018-2019.

Duckworth is married to Amy Coverdell of Collinsville, Illinois. The couple has three sons: Chaney, Evan and Cole.





HEAD COACH

GABE GIARDINA

ALBANY STATE UNIVERSITY



CHAMPIONSHIP
20 FOOTBALL 21

KEEPING IT IN THE RAMILY

COACHING STAFF

Gabe Giardina	Head Football Coach
Adam Hollifield	Offensive Coordinator
Denares Waites	Co-Defensive Coordinator/ Safeties
Nick Reveiz	Co-Defensive Coordinator/ Linebackers
Anthony Toribio	Defensive Line Coach
Jalen Bush	Defensive Analyst/ Corners
Anthony Kelly	Tight Ends
Seth Strickland	Quarterbacks Coach/ Recruiting Coordinator/ Pass Game Coordinator
Cameron Rodgers	Offensive Analyst/ Running Backs
Raekwon Bethea	Assistant Defensive Line

GIARDINA'S ROAD TO 'BANY

2017-PRESENT	ALBANY STATE UNIVERSITY
2013-2017	CHARLESTON SOUTHERN UNIVERSITY (OFFENSIVE COORDINATOR)
2012	DELTA STATE UNIVERSITY (OFFENSIVE COORDINATOR AND WIDE RECEIVERS COACH)
2008-2011	CHARLESTON SOUTHERN UNIVERSITY (SPECIAL TEAMS COORDINATOR AND RUNNING BACKS COACH)
2005-2007	UNIVERSITY OF ALABAMA (GRADUATE ASSISTANT)

THE GIARDINA FILE



ALBANY STATE GOLDEN RAMS

NUMERICAL

No.	Name	Pos.	Height	Weight	Class	Hometown
0	Brindon Manuel	DL	5-11	255	SR	Laurel, MS / Laurel HS
1	Antonio Leroy, Jr.	LB	6-0	222	R-JR	Albany, GA / Monroe / Presbyterian College
2	Tori Sapp Jr.		5-9	190	JR	Thomasville, GA / Thomasville HS
3	Dionte Bonneau	QB	6-1	170	R-SO	Atlanta, GA / Benjamin Banneker HS /
5	Coemba Jones	DB	5-8	175	JR	Miami, FL / Miami Southridge Senior /
6	Calvin Lewis, V	RB	5-8	180	JR	Jacksonville, FL / Fletcher /
7	Malik Barnes	LB	5-11	220	FR	Newton, GA / Mitchell County HS /
8	Malachi Brown	DB	6-0	188	R-JR	Jonesboro, GA / Stockbridge HS / Presbyterian College
9	Brandarious Rawlings		5-11	185	JR	Wrightsville, GA / Johnson County
10	Javon Wooten	WR	5-8	152	JR	Tallahassee, FL / Rickards HS /
11	Tyree Taylor		5-11	218	FR	Suwannee, FL / Live Oak HS /
12	Jhaydon Sullivan		5-11	195	FR	Winder, GA / Winder Barrow /
13	Ralph Lovett	WR	6-0	180	R-SO	Savannah, GA / Beach HS /
14	Tray Bishop		6-3	203	JR	Dawson, GA / Turner County
16	Cameron Hopkins		5-9	170	FR	Albany, GA / Westover HS /
17	Joe Shorter		5-10	180	JR	Vicksburg, MS / Hinds CC /
18	Ed Walker		5-9	175	FR	Tampa, FL / Blake HS /
19	Gabriel Ballinas	K/P			JR	Guadalupe, Mexico / /
20	Isaiah Holloway	DB	5-10	170	FR	Douglasville, GA / Alexander HS /
21	Jalen Mitchell	SAF	5-9	195	SO	Jacksonville, FL / Fletcher /
22	Jaree Turner	CB	6-1	168	FR	Ocala, FL / North Marion, FL /
23	Femi Mays	DB	5-8	167	R-SO	Douglas, GA / New Manchester HS
24	Kam Ward		5-9	210	FR	Oscilla, GA / Irwin County HS /
25	Malik Pierce	RB	5-10	200	R-SO	Wrightsville, GA / Johnson County HS
26	Issaiah McCray		5-11	195	FR	Powder Springs, GA / Hillgove HS /
27	James Hawkins	DB	5-10	185	R-SO	Fayetteville, GA / Fayette County HS /
28	JaQuez Williams		5-8	175	FR	Atlanta, GA / Redan, HS /
29	Marcus Fuls	RB	5-10	190	FR	Powder Springs, GA / Hiram HS /
30	Stephan Pierre	LB			R-SO	Tallahassee, FL / Lincoln HS /
31	Kalijah Hartzog		5-8	160	FR	Jesup, GA / Wayne County HS /
32	Tyrin Wilson		5-8	160	FR	Ocala, FL / Vanguard HS /
34	Randy Fillingame		5-9	202	SO	Bainbridge, GA / Bainbridge HS /
35	Antwone Watts		6-1	200	FR	Columbus, GA / Carver HS /
36	Arinze Okwu	LB	5-11	210	FR	Powder Springs, GA / Powder Springs HS /
37	Deshazio Williams		5-10	160	FR	Birmingham, AL / Pinson Valley HS /
38	Antwan Goseer		5-10	160	SO	Conyers, GA / Rockdale County HS /
39	Anthony McGrady		5-10	170	FR	Leesburg, GA / Lee County HS /
40	Jackell Leland		5-9	170	FR	Tallahassee, FL / Godby HS /
41	Arlis Sutton		5-10	204	FR	Douglas, GA / Coffee County
42	Denarris Morgan		5-11	185	JR	Albany, GA / Westover HS /

ALBANY STATE GOLDEN RAMS

No.	Name	Pos.	Height	Weight	Class	Hometown
43	Eric Price	BANDIT	5-9	180	FR	Leesburg, GA / Lee County HS /
44	Kevary Jenkins		5-10	220	FR	St. Petersburg, FL / Clearwater Central Catholic /
45	Shannon Carter		5-10	188	JR	Tyrone, GA / Sandy Creek HS / Delta State Univ.
46	Derrick Taylor		5-11	160	FR	Oscilla, GA / Irwin County HS /
47	Garrett Anderson	LB	5-10	190	SO	Alma, GA / Bacon County HS
48	Jordan Williams	DB	5-6	180	R-SO	Snellville, GA / Shiloh HS / Heidelberg Univ.
49	Ethan Bell		6-1	200	FR	Quitman, GA / Brooks County HS /
50	Miquail Harvey		6-2	260	SR	Columbus, GA / Shaw HS /
51	Marlon Pollock		5-9	204	FR	Lake City, FL / Columbia HS /
52	Isiah Donaldson		5-11	250	FR	Albany, GA / Dougherty HS /
53	Kendall Henderson	OL	6-1	320	R-SO	Jesup, GA / Wayne County HS / Georgia Military College
54	Ronnie Hayes II		6-3	250	FR	Orlando, FL / Dr. Phillips HS /
55	Trevor Arrington	OL	6-1	290	FR	Stone Mountain, GA / Stephenson HS
56	Mekih Hill		6-1	295	FR	Cordele, GA / Crisp County
57	Adonis Butler		5-10	200	SO	Stockbridge, GA / Dutchtown HS /
58	Roman Victor	BANDIT	6-3	225	SR	Jonesboro, GA / Mount Zion HS /
59	Josh Hill		6-1	225	FR	Valdosta, GA / Valdosta HS /
60	ElShondric Buchanan	OL	6-3	285	JR	Jackson, MS / Lanier HS / Southwest CC
61	Anton Cousins	LS	5-4	215	FR	Conley, GA / Cedar Groove HS /
62	Emyrick Blue		6-0	300	FR	Suwannee, FL / Live Oak HS /
63	Zydarius Boykin		5-11	216	FR	Atlanta, GA / Mays HS /
65	Jajuan Gordon	OL	6-0	275	FR	Orlando, FL / Wekiva HS /
66	DeVaughn Clarke		6-1	260	FR	Apopka, FL / Apopka HS
67	Joseph Daniels		5-11	297	FR	Albany, GA / Monroe Comprehensive HS /
68	Ian Kelly		6-1	160	FR	Dawson, GA / Terrell Academy /
69	Keon Watson		6-5	360	FR	Atlanta, GA / Cedar Groove HS /
70	Ahmed Brimah		6-2	285	FR	Jonesboro, GA / Lovejoy HS /
72	Raymond Thomas	OL	6-2	300	R-JR	Albany, GA / Monroe Comprehensive HS /
73	Caleb Wiley		5-10	215	FR	Albany, GA / Sherwood Christian Academy /
75	Josh Simon		6-2	258	SO	Atlanta, GA / Benjamin Banneker HS /
77	KaTray Pringle	OL			SO	St. George, SC / Stratford HS /
78	Cameron Green		6-2	244	FR	Leesburg, GA / Lee County HS /
80	Rashad Jordan	WR			FR	Atlanta, GA / Cedar Grove /
81	Derik Davis	TE	6-3	225	R-SO	Leesburg, GA / Deerfield Windsor School / Georgia Southern Univ.
82	Kristian Grant	TE	6-2	205	SO	Fayetteville, GA / Lovejoy HS /
84	Tabious Clemmons		5-8	170	FR	Morrow, GA / Morrow HS /
85	Braylen Howard		5-10	160	FR	Powder Springs, GA / Hillgove HS /
86	Jaleel Johnson		6-1	175	FR	Wetumpka, AL / Wetumpka HS /

ALBANY STATE GOLDEN RAMS

No.	Name	Pos.	Height	Weight	Class	Hometown
88	Eddy Beato	WR	6-0	200	SO	Lilburn, GA / Park View HS
89	Micah Forsythe	TE	6-3	215	FR	Leesburg, FL / Leesburg HS
90	Jalen Pugh	DL			FR	Jonesboro, GA / Jonesboro HS /
91	Derek Davis	BANDIT	6-3	240	R-SO	Leesburg, GA / Deerfield Windsor School / Georgia Southern Univ.
93	Xavier Lee		5-11	277	FR	Statesboro, GA / Statesboro HS /
94	Anthony Harvey	DL	5-9	230	FR	Leesburg, GA / Lee County HS /
95	Roderick Welch	DL			FR	Jonesboro, GA / Mundy's Mill HS /
96	J'Shawn Baker		6-2	218	FR	Quitman, GA / Brooks County /
97	Ty Glenn		6-3	285	FR	Cairo HS / Cairo HS /
999	Nick Evans		5-8	165	FR	Jefferson, GA / Jefferson HS /
999	Seaquon Clark		5-8	155	FR	Folkston, GA / Charlton County HS /
999	Will McDonald		6-0	188	FR	Lakeland, FL / Kathleen HS /

ALBANY STATE

OVERALL TEAM STATS

TEAM STATISTICS	ASU	OPP
SCORING	294	52
Points Per Game	29.4	5.2
Points Off Turnovers	10	13
FIRST DOWNS	190	121
Rushing	97	49
Passing	77	54
Penalty	16	18
RUSHING YARDAGE	1582	898
Yards gained rushing	1896	1283
Yards lost rushing	314	385
Rushing Attempts	363	345
Average Per Rush	4.4	2.6
Average Per Game	158.2	89.8
TDs Rushing	16	0
PASSING YARDAGE	1774	1072
Comp-Att-Int	121-233-9	117-224-9
Average Per Pass	7.6	4.8
Average Per Catch	14.7	9.2
Average Per Game	177.4	107.2
TDs Passing	19	6
TOTAL OFFENSE	3356	1970
Total Plays	596	569
Average Per Play	5.6	3.5
Average Per Game	335.6	197
KICK RETURNS: #-Yards	16-368	30-532
PUNT RETURNS: #-Yards	17-241	6-20
INT RETURNS: #-Yards	9-37	9-149
KICK RETURN AVERAGE	23	17.7
PUNT RETURN AVERAGE	14.2	3.3
INT RETURN AVERAGE	4.1	16.6
FUMBLES-LOST	10-5	15-6
PENALTIES-Yards	63-597	61-522
Average Per Game	59.7	52.2

TEAM STATISTICS	ASU	OPP
PUNTS-Yards	42-1651	73-2469
Average Per Punt	39.3	33.8
Net punt average	37.9	30.2
KICKOFFS-Yards	57-3162	19-1059
Average Per Kick	55.5	55.7
Net kick average	40	35.1
TIME OF POSSESSION/Game	30:17:00	30:24:00
3RD-DOWN Conversions	49/122	34/138
3rd-Down Pct	40%	25%
4TH-DOWN Conversions	7/10	6/19
4th-Down Pct	70%	32%
SACKS BY-Yards	36-183	15-100
MISC YARDS	30	4
TOUCHDOWNS SCORED	35	7
FIELD GOALS-ATTEMPTS	10-14	2-5
ON-SIDE KICKS	0-0	0-0
RED-ZONE SCORES	(33-39) 85%	(5-8) 63%
RED-ZONE TOUCHDOWNS	(26-39) 67%	(3-8) 38%
PAT-ATTEMPTS	(36-37) 97%	(4-7) 57%
ATTENDANCE	20635	13018
Games/Avg Per Game	4/5159	5/2604
Neutral Site Games		1/11318

INDIVIDUAL STATS

RUSHING	GP	ATT	GAIN	LOSS	NET	AVG	TD	LONG	AVG/G
Marcuis Fulks	9	124	672	83	589	4.8	10	37	65.4
Kamran Ward	10	111	620	37	583	5.3	2	46	58.3
Dionte Bonneau	10	53	244	125	119	2.2	1	24	11.9
Issaiah McCray	3	11	97	3	94	8.5	1	51	31.3
Malik Pierce	8	21	84	2	82	3.9	0	25	10.2
Tori Sapp	7	11	36	5	31	2.8	1	15	4.4
Stephan Pierre	10	0	30	0	30	0	1	0	3
Tyree Taylor	8	1	27	0	27	27	0	27	3.4
Jaree Turner	9	1	18	0	18	18	0	18	2
Isaiah McCray	1	8	18	0	18	2.2	0	8	18

RUSHING	GP	ATT	GAIN	LOSS	NET	AVG	TD	LONG	AVG/G
Jhaydo Sullivan	5	6	25	10	15	2.5	0	16	3
Jackell Leland	2	5	13	3	10	2	0	7	5
Shannon Carter	4	1	8	0	8	8	0	8	2
Isaiah Holloway	1	1	4	0	4	4	0	4	4
Branda Rawlings	10	1	0	0	0	0	0	0	0
Tray Bishop	1	3	0	10	-10	-3.3	0	0	-10
TEAM	9	5	0	36	-36	-7.2	0	0	-4
Total.....	10	363	1896	314	1582	4.4	16	51	158.2
Opponents.....	10	345	1283	385	898	2.6	0	54	89.8

PASSING	GP	EFFIC	CMP-ATT-INT	PCT	YARDS	TD	LONG	AVG/G
Dionte Bonneau	10	134.3	109-210-8	51.9	1583	17	66	158.3
Jhaydo Sullivan	5	136.4	10-18-2000	55.6	134	1	50	26.8
Tray Bishop	1	31.7	1-4-2001	25	27	0	27	27
Cameron Hopkins	3	682	1-1-2000	100	30	1	30	10
Total.....	10	135.1	121-233-9	51.9	1774	19	66	177.4
Opponents.....	10	93.2	117-224-9	52.2	1072	6	43	107.2

RECEIVING	GP	NO.	YARDS	AVG	TD	LONG	AVG/G
RASHAD JORDAN	8	17	244	14.4	1	38	30.5
TYREE TAYLOR	8	15	207	13.8	0	27	25.9
JOE SHORTER	7	13	349	26.8	5	66	49.9
JAVON WOOTEN	9	13	236	18.2	3	50	26.2
KRISTIAN GRANT	7	11	158	14.4	2	34	22.6
MARCUIS FULKS	9	11	65	5.9	0	15	7.2
KAMRAN WARD	10	9	75	8.3	1	29	7.5
Calvin Lewis V	9	7	119	17	1	30	13.2
Ralph Lovett	5	6	125	20.8	2	54	25
Issaiah McCray	3	6	27	4.5	0	13	9
Tori Sapp	7	3	28	9.3	1	22	4
Derik Davis	8	3	24	8	0	12	3
Jaleel Johnson	5	2	45	22.5	2	37	9

Joe'Von Shorter	5	2	34	17	0	29	6.8
Tabiou Clemmons	3	1	30	30	1	30	10
Malik Pierce	8	1	6	6	0	6	0.8
Isaiah McCray	1	1	2	2	0	2	2
Total.....	10	121	1774	14.7	19	66	177.4
Opponents.....	10	117	1072	9.2	6	43	107.2

PUNT RETURNS	NO	YARDS	AVG	TD	LONG
Javon Wooten	7	77	11	0	31
Rashad Jordan	5	53	10.6	0	17
Malik Barnes	1	21	21	0	0
Jaree Turner	1	24	24	0	0
Tyree Taylor	1	9	9	0	9
Calvin Lewis V	1	45	45	1	26
Joe'Von Shorter	1	12	12	0	0
Total.....	17	241	14.2	1	31
Opponents.....	6	20	3.3	0	8

Interceptions	No	Yards	Avg	TD	Long
Malachi Brown	3	37	12.3	0	23
Jaree Turner	2	0	0	0	0
Antoni Leroy	1	0	0	0	0
Derik Davis	1	0	0	0	0
Marlon Pollock	1	0	0	0	0
Deshaz Williams	1	0	0	0	0
Total.....	9	37	4.1	0	23
Opponents.....	9	149	16.6	1	53

Kick Returns	No.	Yards	Avg	TD	Long
Joe Shorter	7	139	19.9	0	41
Rashad Jordan	6	150	25	0	52
Malik Barnes	1	26	26	0	26
Javon Wooten	1	27	27	0	27
Joe'Von Shorter	1	26	26	0	26
Total.....	16	368	23	0	52
Opponents.....	30	532	17.7	0	63
Christian Murray	1	7	7.0	0	7
Jaylan Hughes	1	0	0.0	0	0
Total.....	25	354	14.2	0	34
Opponents.....	39	691	17.7	0	48

FUMBLE RETURNS	No.	Yards	Avg	TD	Long
TEAM	1	10	10	0	10
Total.....	1	10	10	0	10
Opponents.....	1	9	9	0	9

SCORING	TD	FGS	KICK	RUSH	RCV	PASS	DXP	SAF	PTS
Gabrie Ballinas	0	9-14	36-37	0-0	0	0-0	0	0	63
Marcuis Fulks	10	0-0	0-0	0-0	0	0-0	0	0	60
Joe Shorter	5	0-0	0-0	0-0	0	0-0	0	0	30
Kamran Ward	3	0-0	0-0	0-0	0	0-0	0	0	18
Javon Wooten	3	0-0	0-0	0-0	0	0-0	0	0	18
Calvin Lewis V	2	0-0	0-0	0-0	0	0-0	0	0	12
Tori Sapp	2	0-0	0-0	0-0	0	0-0	0	0	12
Jaleel Johnson	2	0-0	0-0	0-0	0	0-0	0	0	12
Kristian Grant	2	0-0	0-0	0-0	0	0-0	0	0	12
Issaiah McCray	1	0-0	0-0	0-0	0	0-0	0	0	6
Ralph Lovett	1	0-0	0-0	0-0	0	0-0	0	0	6
Stephan Pierre	1	0-0	0-0	0-0	0	0-0	0	0	6
Tabiou Clemmons	1	0-0	0-0	0-0	0	0-0	0	0	6
Rashad Jordan	1	0-0	0-0	0-0	0	0-0	0	0	6
Dionte Bonneau	1	0-0	0-0	0-0	0	0-0	0	0	6
Jhaydo Sullivan	0	0-0	0-0	0-1	0	0-0	0	0	0

Total.....	35	9-14	36-37	0-1	0	0-0	0	0	294
Opponents.....	7	2-5	4-7	0-0	0	0-0	0	0	52

TOTAL OFFENSE	GP	PLAYS	RUSH	PASS	TOTAL	AVG/G
Dionte Bonneau	10	263	119	1583	1702	170.2
Marcuis Fuls	9	124	589	0	589	65.4
Kamran Ward	10	111	583	0	583	58.3
Jhaydo Sullivan	5	24	15	134	149	29.8
Issaiah McCray	3	11	94	0	94	31.3
Malik Pierce	8	21	82	0	82	10.2
Tori Sapp	7	11	31	0	31	4.4
Stephan Pierre	10	0	30	0	30	3
Cameron Hopkins	3	1	0	30	30	10
Tyree Taylor	8	1	27	0	27	3.4
Jaree Turner	9	1	18	0	18	2
Isaiah McCray	1	8	18	0	18	18
Tray Bishop	1	7	-10	27	17	17
Jackell Leland	2	5	10	0	10	5
Shannon Carter	4	1	8	0	8	2
Isaiah Holloway	1	1	4	0	4	4
TEAM	9	5	-36	0	-36	-4
Total.....	10	596	1582	1774	3356	335.6
Opponents.....	10	569	898	1072	1970	197

FIELD GOALS	MADE-ATT	PCT	01-19	20-29	30-39	40-49	50-99	LONG	BLKD
Gabrie Ballinas	9-12	75	1-1-2021	3-3	3-4	2-3	0-1	42	1

FG SEQUENCE	ALBANY STATE	OPPONENTS
Mississippi Col.	-	-
Shorter	-	-
Valdosta State	-19	-
Clark Atlanta	-	50
Miles	49,(31)	(33),41
Edward Waters	38,(42),52	-
Benedict	-	48
Savannah State	(37),(40),(23)	-
Morehouse	-	-33
Fort Valley State	(39),(22),(20)	-

Numbers in (parentheses) indicate field goal was made.

PUNTING	NO.	YARDS	AVG	LONG	TB	FC	I20	50+	BLKD
Gabrie Ballinas	42	1651	39.3	65	2	4	22	6	0
Total.....	42	1651	39.3	65	2	4	22	6	0
Opponents.....	73	2469	33.8	54	1	19	14	4	3

KICKOFFS	NO	YARDS	AVG	TB	OB	RETN	NET	YD/LN
Gabrie Ballinas	56	3114	55.6	14	6			
Anton Cousins	1	48	48	0	0			
Total.....	57	3162	55.5	14	6	17.7	40	25
Opponents.....	19	1059	55.7	1	1	23	35.1	29

ALL PURPOSE	GP	RUSH	RCV	PR	KR	IR	TOTAL	AVG/G
Kamran Ward	10	583	75	0	0	0	658	65.8
Marcuis Fulks	9	589	65	0	0	0	654	72.7
Joe Shorter	7	0	349	0	139	0	488	69.7
Rashad Jordan	8	0	244	53	150	0	447	55.9
Javon Wooten	9	0	236	77	27	0	340	37.8

Tyree Taylor	8	27	207	9	0	0	243	30.4
Calvin Lewis V	9	0	119	45	0	0	164	18.2
Kristian Grant	7	0	158	0	0	0	158	22.6
Ralph Lovett	5	0	125	0	0	0	125	25
Issaiah McCray	3	94	27	0	0	0	121	40.3
Dionte Bonneau	10	119	0	0	0	0	119	11.9
Malik Pierce	8	82	6	0	0	0	88	11
Joe'Von Shorter	5	0	34	12	26	0	72	14.4
Tori Sapp	7	31	28	0	0	0	59	8.4
Malik Barnes	9	0	0	21	26	0	47	5.2
Jaleel Johnson	5	0	45	0	0	0	45	9
Jaree Turner	9	18	0	24	0	0	42	4.7
Malachi Brown	7	0	0	0	0	37	37	5.3
Stephan Pierre	10	30	0	0	0	0	30	3
Tabiou Clemmons	3	0	30	0	0	0	30	10
Derik Davis	8	0	24	0	0	0	24	3
Isaiah McCray	1	18	2	0	0	0	20	20
Jhaydo Sullivan	5	15	0	0	0	0	15	3
Jackell Leland	2	10	0	0	0	0	10	5
Shannon Carter	4	8	0	0	0	0	8	2
Isaiah Holloway	1	4	0	0	0	0	4	4
Tray Bishop	1	-10	0	0	0	0	-10	-10
TEAM	9	-36	0	0	0	0	-36	-4
Total.....	10	1582	1774	241	368	37	4002	400.2
Opponents.....	10	898	1072	20	532	149	2671	267.1
Jalen Bush	9	0	0	0	0	-35	-35	-3.9
Total.....	10	2171	782	244	354	-1	3550	355.0
Opponents.....	10	1044	1414	42	691	60	3251	325.1

COMBINED TEAM STATISTICS

TEAM STATISTICS	ASU	OPP
FIRST DOWNS	190	121
Rushing	97	49
Passing	77	54
Penalty	16	18
RUSHING YARDAGE	1582	898
Rushing Attempts	363	345
Average Per Rush	4.4	2.6
Average Per Game	158.2	89.8
TDs Rushing	16	0
PASSING YARDAGE	1774	1072
Comp-Att-Int	121-233-9	117-224-9
Average Per Pass	7.6	4.8
Average Per Catch	14.7	9.2
Average Per Game	177.4	107.2
TDs Passing	19	6
TOTAL OFFENSE	3356	1970
Average Per Play	5.6	3.5
Average Per Game	335.6	197
KICK RETURNS: #-Yards	16-368	30-532
PUNT RETURNS: #-Yards	17-241	6-20
INT RETURNS: #-Yards	9-37	9-149
FUMBLES-LOST	10-5	15-6
PENALTIES-Yards	63-597	61-522
PUNTS-AVG	42-39.3	73-33.8
TIME OF POSSESSION/Game	30:17:00	30:24:00
3RD-DOWN Conversions	49/122	34/138
4TH-DOWN Conversions	7/10	6/19

Score by quarters	1st	2nd	3rd	4th	TOTAL
Albany State	69	95	62	68	294
Opponents	16	6	14	16	52

TOTAL OFFENSE	GP	PLAYS	RUSH	PASS	TOTAL	AVG/G
Dionte Bonneau	10	263	119	1583	1702	170.2
Marcuis Fulks	9	124	589	0	589	65.4
Kamran Ward	10	111	583	0	583	58.3
Jhaydo Sullivan	5	24	15	134	149	29.8
Issaiah McCray	3	11	94	0	94	31.3
Total.....	10	596	1582	1774	3356	335.6
Opponents.....	10	569	898	1072	1970	197



#57

IN MEMORY OF

ADONIS BUTLER



LINEBACKER

SOPHOMORE

STOCKBRIDGE, GA.

*OUR THOUGHTS AND PRAYERS ARE WITH THE
BUTLER FAMILY AND OUR GOLDEN RAM FAMILY
AND FRIENDS.*

2021 SIAC
WESTERN
DIVISION
CHAMPIONS



MILES COLLEGE

DIRECTOR OF ATHLETICS

REGINALD RUFFIN

Reginald Ruffin just completed one of the most successful decades in the history of Miles College and the Southern Intercollegiate Athletic Conference. In nine seasons at the helm of the Golden Bears, Ruffin has led the program to four SIAC championships as well as an additional SIAC Championship game appearance. The school has also made two NCAA postseason appearances. Over nine seasons, Ruffin has won more than 60 percent of his games, going 59-39 overall, and has been named SIAC Coach of the Year four times.

Ruffin also is in his third year as athletic director for Miles.

In 2019, Miles became the first team to win consecutive SIAC titles since the league went to a divisional format in 2011. The Golden Bears went 9-3 overall, 5-1 in the SIAC Western Division, and won the league championship with a wire-to-wire 21-6 win over Albany State. The nine wins tied the school record for victories in a single season and the team netted its second-ever trip to the NCAA Division II playoffs. He earned his fourth SIAC Coach of the Year award.

Miles also won the SIAC title in 2018 with a 50-23 win over Albany State. The Golden Bears started the season with five consecutive losses but finished 5-6 overall, 4-2 in the SIAC Western Division. Miles may have played one of the most exciting schedules in team annals, with seven games decided on the final possession, six of them on scores inside the final minute, and three with scores on the final play of the game. Three student-athletes were named All-SIAC, with linebacker Austin Stephens earning SIAC Defensive Player of the Year honors along with multiple All-America honors.

Miles went 6-4 in 2017 and spent several weeks ranked among the best teams in Super Region 2. His team placed nine players on the All-SIAC Team, including Most Valuable Player Justin Hardy, and six players on the All-Super Region team, including Freshman of the Year Marquel Shelton.

In 2016, Miles went 5-5, while also going 2-2 in conference play for a third-place finish in the SIAC West Division. The Golden Bears had one of the top defenses in the country, ranking 14th nationally in yards per game allowed and second in defensive touchdowns. In 2015, Miles went 7-5 overall and 5-0 in West Division play. A six-game win streak culminated with a 20-7 win over Albany State to secure the SIAC title. Ruffin earned SIAC Coach of the Year honors as nine players earned All-Conference selections while two were named All-Americans.

In 2014, Miles went 6-4 overall and 4-2 in the SIAC Western Division, which followed a 2013 campaign that saw Ruffin lead the Golden Bears to a second SIAC Championship appearance in three years. In 2011, Ruffin's first season, he led the Golden Bears to their first Division II SIAC Championship and was named SIAC Coach of the Year by his peers. The 2012 season brought a second place finish in the SIAC Western Division but Ruffin led Miles to its first berth in the NCAA Division II Playoffs, finishing 8-3 overall.

Ruffin has continued to burgeon his reputation as a winner at Miles. Prior to his stint with the Golden Bears, he spent five seasons at Tuskegee as their defensive coordinator and linebacker coach. As the defensive coordinator at Tuskegee, coach Ruffin had the SIAC's top scoring defense, pass defense and rushing defense in 2007. His team's defense finished second in scoring and among the leaders in most defensive categories in 2008 and posted the league's top defense in 2009.

Ruffin also spent two seasons at Tuskegee in 2002-03. Prior to his first stint with the Golden Tigers, he served as athletic director and head football coach at Choctaw County High School in Butler, Alabama. Other stops included time at West Georgia, North Alabama, and Jackson High School in Jackson, Alabama.

Coach Ruffin is a 1998 graduate of the University of North Alabama and holds a Master's degree in Education Administration from Nova Southeastern University in Fort Lauderdale, Florida. During his playing days at the UNA, he became the Lions' second three-time All-American and is the only Lion to be named All-America at two different positions: as a defensive end in 1995 and 1996, and as a linebacker in 1997. A four-year starter, he established a school record with 34 career sacks and the school single-season sack record with 11 in 1994. The Lions went 43-9 during his career and won two Division II National Championships. In 2020, he was inducted into the UNA Athletic Hall of Fame.

In 1994, Ruffin was selected Gulf South Conference Freshman of the Year. In 1995, he was selected first-team All-Gulf South Conference, first-team CoSIDA NCAA Division II All-South Region, third-team CoSIDA NCAA Division II All-American, third-team C. M. Frank All-American and honorable mention Football Gazette All-American in 1996. Ruffin was selected second-team All-American in 1996 by the Associated Press, CoSIDA and Football Gazette, as well as All-Gulf South Conference and first-team CoSIDA All-South Region. In 1997, he was selected first-team All-American by the Associated Press, Football Gazette, American Football Coaches Association and second-team All-American pick by Daktronics as a linebacker.





HEAD COACH

REGINALD RUFFIN

MILES COLLEGE



CHAMPIONSHIP
20 FOOTBALL 21

DOWN IN THE DIRTY MC

COACHING STAFF

Reginald Ruffin	Head Coach
Rashard Watson	Assistant Head Coach/Defensive Coordinator
Cedric Pearl	Offensive Coordinator/ Offensive Line
Stan Conner	Running Backs
Clinton Smith	Co. Offensive Coordinator/Quarterbacks
Tommie Lewis, Jr.	Run Game Coordinator/Defensive Line/ Recruiting Coordinator
Conley Langford	Inside Linebackers
Rodney Bivens	Wide Receivers
Kenneth Watson	Defensive Backs
Shepherd Skanes	Tight Ends/H-Backs
Ronald McKinnon	Inside Linebackers
Roger Womack	Grad Assistant
Michael Boyce	Player Development/Defensive Assistant
Greg Collins	Player Development/ Offensive Assistant

RUFFIN'S ROAD TO MILES

2011-PRESENT	MILES COLLEGE
2006-2011	TUSKEGEE UNIVERSITY (DEFENSIVE COORDINATOR)
2004-2006	CHOCTAW COUNTY HIGH SCHOOL (HEAD FOOTBALL COACH AND ATHLETIC DIRECTOR)

THE RUFFIN FILE



MILES COLLEGE GOLDEN BEARS

NUMERICAL

No.	Name	Pos.	Height	Weight	Class	Hometown
2	Rodney Coleman, Jr.	DB	6-0	170	G-SR	New Orleans, LA/St. Augustine HS
3	Donte Edwards	RB	6-0	225	R-JR	Mobile, AL/Davidson HS
4	Claude Newell	QB	6-4	230	R-JR	Birmingham, AL/Lawson State CC
5	Mitchell Smiley	LB/DB	5-11	205	JR	Huntsville, AL/Jemison HS
6	Chris Brown	WR	5-11	175	SO	Atlanta, GA/McNair HS
7	Montavious Tinch	TE	6-3	230	G-SR	Elberton, GA/Elbert County HS
8	Graderius Brown	DB	5-9	168	SO	Linden, AL/Linden HS
9	N'Ktavious Floyd	LB	5-11	190	SR	Phenix City, AL/Central HS
10	Jalen Parker	QB	6-0	215	R-JR	Hoover, AL/Alabama-Birmingham
12	Dexter Scott	QB	6-3	175	FR	Laurel, MS/Laurel HS
11	LaAnthony Robinson	WR	5-10	200	R-SR	Greensboro, AL/Greensboro HS
13	Trey Giles	DB	6-1	190	G-SR	Columbus, GA/Mars Hill
14	Cameron Snead	DL	5-11	242	R-JR	Macon, GA/Jones County HS
15	Denzel Davis	DB	5-10	190	G-SR	Eutaw, AL/Alabama A&M
15	Jamal Harris	DB	5-8	170	R-FR	Dora, AL/Dora HS
16	Jacob Millhouse	QB	6-0	175	JR	Birmingham, AL/Parker HS
17	Jaiih Andrews	WR	6-0	180	FR	Birmingham, AL/Ramsey HS
18	Octavious Griffin	QB	6-0	175	FR	Decatur, GA/Columbia HS
19	Cohen Hudson	WR	5-9	165	G-SR	Charlotte, NC/West Charlotte HS
20	Kingston Davis	RB	6-0	225	G-SR	Montgomery, AL/Lane
21	MyDarius Trillo	RB	5-8	175	G-SR	Evergreen, AL/Lane
22	Brandon Hicks	RB	5-9	175	FR	Quitman, MS/Quitman HS
23	Aaron Frazier	RB	6-0	195	FR	Loachapoka, AL/Loachapoka HS
24	Greg Trammell, Jr.	DB	5-10	175	FR	Hueytown, AL/Hueytown HS
25	Eric Hines	DB	5-10	170	FR	LaGrange, GA/Callaway HS
26	Tuwile Wilson	DB	5-10	170	R-JR	Snellville, GA/Alabama A&M
27	Jamarius Brown	LB	6-2	215	FR	Mobile, AL/Theodore HS
28	Dynte' Brown	DB	5-9	165	FR	New Orleans, LA/Landry HS
29	Taury Dixon	DB	5-10	175	G-SR	Madison, MS/Mississippi State
30	Zarious Keyes	RB	5-8	205	R-JR	Louin, MS/Southwestern Assemblies of God
31	Richmon Singletary	LB	6-0	180	R-FR	Elba, AL/Alabama-Birmingham
33	Cornel Kendrick	RB	5-8	190	SO	LaGrange, GA/LaGrange HS
34	Keyshawn Graham	RB	5-9	205	FR	Tuscaloosa, AL/American Christian Academy
35	Deondre Harvey	TE	6-0	238	R-JR	Douglasville, GA/Douglas County HS
36	MarQuel Shelton	DL	6-0	235	SR	Bessemer, AL/Bessemer City HS
37	Zion Sharpe	DL	6-0	225	FR	Birmingham, AL/Ramsey HS
38	James Sawyer	DB	6-2	185	SO	Fairfield, AL/Fairfield HS
39	Brennan Melton	DB	6-2	180	SO	Dothan, AL/Dothan HS
40	Arturo Meza	LS	5-9	205	JR	Panorama City, CA/El Camino College
41	Jay Fitch	P	6-3	220	JR	West Blocton, AL/Bessemer Academy

MILES COLLEGE GOLDEN BEARS

No.	Name	Pos.	Height	Weight	Class	Hometown
42	Jake Anderson	K/P	6-1	185	JR	El Puerto de Santa Maria, Spain/Farragut HS
43	Jackson Spradlin	K/P	5-9	190	JR	Dora, AL/Dora HS
44	Brady Spradlin	K/P	6-3	215	FR	Dora, AL/Dora HS
45	Ka'Darrion Jones	DL	6-0	225	SO	Donaldsville, LA/Donaldsville HS
46	Andrew Gaylor	LB	6-0	210	SO	Dora, AL/Dora HS
47	Kevin Robertson	TE	6-3	245	FR	Austell, GA/Pebblebrook HS
48	Kynton Warner	DL	5-10	255	R-FR	Huntsville, AL/Buckhorn HS
49	Kadarius Roberts	DL	6-1	275	SR	Bessemer, AL/Jacksonville State
50	Jeremiah Sumrall	LB	6-0	210	JR	Silver Creek, MS/Southwest Mississippi CC
51	William Hardy	LB	6-0	205	FR	Birmingham, AL/Ramsay HS
52	Dave Bonnet	OL	6-1	300	R-FR	North Lauderdale, FL/Coconut Creek HS
53	Kaleb Cline	DL	6-0	295	SO	Jackson, MS/Northeast Mississippi CC
54	Jalen McWhite	LB	5-10	205	JR	Phenix City, AL/Central HS
55	Eric Blair	OL	6-5	320	FR	Miami, FL/ASA Miami
56	Connor Howard	OL	6-1	295	FR	Mobile, AL/Blount HS
57	Jaylun Thomas	DL	6-0	250	G-SR	Sylacauga, AL/Sylacauga HS
58	Roosevelt Thompson	DL	6-0	265	R-FR	Dixon Mills, AL/Marengo HS
62	Jason Stovall	OL	6-1	315	R-FR	Atlanta, GA/Southwest Dekalb HS
64	Kelson Mitchell	OL	6-2	285	FR	Mobile, AL/LeFlore HS
65	Johnny Fowler	OL	6-0	275	SR	Union Spring, AL/Bullock County HS
66	Michael Goss	OL	6-0	275	JR	Starkville, MS/East Central CC
69	Tyler Lowery	OL	6-2	295	SO	Evergreen, AL/Hillcrest Evergreen HS
70	Timothy Robinson	OL	6-4	325	SO	Pensacola, FL/Booker T. Washington HS
71	Christian Twymon	OL	6-3	300	FR	Sylacauga, AL/Sylacauga HS
72	Heath Gilliland	OL	6-3	305	SO	Pleasant Grove, AL/Pleasant Grove HS
73	Cameron Darden	OL	6-2	295	JR	Carthage, MS/Southwest Mississippi CC
74	Davis Gayle	OL	6-1	300	SO	Logansville, GA/Hutchinson CC
75	Donovan Barden	OL	6-8	375	JR	Orlando, FL/Birmingham Prep
77	Jalen King	OL	6-4	315	R-JR	Lawrenceville, GA/Central Gwinnett HS
80	Marcus Lodge	WR	6-3	180	R-SO	Plantation, FL/Central Arkansas
81	Collin Woods	WR	6-3	185	JR	Mobile, AL/Itawamba CC
85	Justin Mitchell	WR	6-3	190	G-SR	Birmingham, AL/Alabama A&M
87	Orlando Doss	WR	5-9	170	SO	Mobile, AL/Mississippi College
88	Gabriel Ruffin	TE	6-2	215	FR	Chelsea, AL/Chelsea HS
89	Rashad Nelson	WR	6-4	185	G-SR	Madison, AL/North Alabama
90	Quinci Nelms	DL	6-2	220	FR	Loachapoka, AL/Loachapoka HS
91	Kynjel Burgess	DL	6-0	295	SO	Tampa, FL/Johnson C. Smith
94	Ca'Ni McCoy	DL	6-0	295	SO	Courtland, AL/Hubbard HS
95	Chris Walley	DL	6-1	275	FR	Waynesboro, MS/Wayne County HS
96	Jacquise Richardson	LB	6-0	230	FR	Huntsville, AL/Mae Jemison HS

MILES COLLEGE

OVERALL TEAM STATISTICS

TEAM STATISTICS	MC	OPP
SCORING	283	212
Points Per Game	28.3	21.2
Points Off Turnovers	17	0
FIRST DOWNS	199	168
Rushing	122	96
Passing	60	58
Penalty	17	14
RUSHING YARDAGE	2067	1642
Yards gained rushing	2342	2010
Yards lost rushing	275	368
Rushing Attempts	438	381
Average Per Rush	4.7	4.3
Average Per Game	206.7	164.2
TDs Rushing	19	21
PASSING YARDAGE	1558	1296
Comp-Att-Int	98-176-5	106-211-6
Average Per Pass	8.9	6.1
Average Per Catch	15.9	12.2
Average Per Game	155.8	129.6
TDs Passing	16	7
TOTAL OFFENSE	3625	2938
Total Plays	614	592
Average Per Play	5.9	5
Average Per Game	362.5	293.8
KICK RETURNS: #-Yards	23-351	34-583
PUNT RETURNS: #-Yards	10-105	5-75
INT RETURNS: #-Yards	6-121	5-66
KICK RETURN AVERAGE	15.3	17.1
PUNT RETURN AVERAGE	10.5	15
INT RETURN AVERAGE	20.2	13.2
FUMBLES-LOST	10-8	11-7
PENALTIES-Yards	56-504	73-621

TEAM STATISTICS	MC	OPP
Average Per Game	50.4	62.1
PUNTS-Yards	40-1444	52-1975
Average Per Punt	36.1	38
Net punt average	33.2	34.8
KICKOFFS-Yards	54-2753	41-2326
Average Per Kick	51	56.7
Net kick average	37.4	42.1
TIME OF POSSESSION/ Game	30:00:00	29:22:00
3RD-DOWN Conversions	54/126	39/120
3rd-Down Pct	43%	32%
4TH-DOWN Conversions	9/14	11/19
4th-Down Pct	64%	58%
SACKS BY-Yards	25-185	17-88
MISC YARDS	0	0
TOUCHDOWNS SCORED	33	20
FIELD GOALS-ATTEMPTS	7-11	4-8
ON-SIDE KICKS	1-2	0-0
RED-ZONE SCORES	(26-34) 76%	(27-33) 82%
RED-ZONE TOUCHDOWNS	(21-34) 62%	(23-33) 70%
PAT-ATTEMPTS	(32-35) 91%	(22-26) 85%
ATTENDANCE	17562	37455
Games/Avg Per Game	4/4390	6/6242

INDIVIDUAL STATISTICS

RUSHING	GP	ATT	GAIN	LOSS	NET	AVG	TD	LONG	AVG/G
Donte Edwards	10	178	1011	35	976	5.5	8	45	97.6
Kingston Davis	9	125	756	41	715	5.7	6	56	79.4
Newell, Claude	6	25	129	44	85	3.4	2	18	14.2
Newell III, Clau	3	19	109	36	73	3.8	0	15	24.3
Jacob Millhouse	2	8	51	5	46	5.8	0	14	23
Brandon Hicks	4	17	43	1	42	2.5	1	9	10.5
MyDarius Trujillo	7	7	37	6	31	4.4	0	11	4.4
Trujillo, Mydari	3	4	27	1	26	6.5	0	12	8.7

RUSHING	GP	ATT	GAIN	LOSS	NET	AVG	TD	LONG	AVG/G
Zarious Keyes	4	11	29	4	25	2.3	0	6	6.2
Jalen Parker	6	26	93	72	21	0.8	1	25	3.5
Griffin, Octavious	3	3	19	0	19	6.3	0	10	6.3
Aaron Frazier	6	5	17	2	15	3	0	15	2.5
LaAnthony Robinson	4	1	13	0	13	13	0	13	3.2
Cornell Kendrick	2	5	8	4	4	0.8	0	6	2
Kadarius Roberts	7	0	0	0	0	0	1	0	0
TEAM	8	4	0	24	-24	-6	0	0	-3
Total.....	10	438	2342	275	2067	4.7	19	56	206.7
Opponents.....	10	381	2010	368	1642	4.3	21	73	164.2

PASSING	GP	EFFIC	CMP-ATT-INT	PCT	YARDS	TD	LONG	AVG/G
Newell, Claude	6	143.5	51-89-2	57.3	764	5	75	127.3
Newell III, Clau	3	188.2	25-42-0	59.5	447	5	47	149
Jalen Parker	6	140.3	9-18-2000	50	115	2	37	19.2
Griffin, Octavious	3	124.8	8-16-2001	50	127	1	54	42.3
Jacob Millhouse	2	197.2	5-10-2002	50	105	3	48	52.5
Scott, Dexter	1	0	0-1-0	0	0	0	0	0
Total.....	10	154.4	98-176-5	55.7	1558	16	75	155.8
Opponents.....	10	107.1	106-211-6	50.2	1296	7	65	129.6

RECEIVING	GP	NO.	YARDS	AVG	TD	LONG	AVG/G
Marcus Lodge	9	17	279	16.4	2	66	31
Jaiih Andrews	10	12	201	16.8	4	47	20.1
Christopher Brown	5	9	255	28.3	4	75	51
Rashad Nelson	9	9	89	9.9	1	28	9.9
Montavious Tinch	7	8	136	17	1	37	19.4
Cohen Hudson	8	8	88	11	2	24	11
Kingston Davis	9	6	102	17	0	36	11.3
LaAnthony Robinson	4	6	76	12.7	0	42	19
Deondre Harvey	7	6	66	11	2	20	9.4
Collin Woods	6	4	47	11.8	0	26	7.8
Brown, Christoph	2	3	82	27.3	0	32	41
Tinch, Montaviou	2	3	74	24.7	0	35	37
Donte Edwards	10	3	10	3.3	0	7	1

Brandon Hicks	4	2	21	10.5	0	15	5.2
Ruffin, Gabriel	1	1	26	26	0	26	26
Orlando Doss	6	1	6	6	0	6	1
Total.....	10	98	1558	15.9	16	75	155.8
Opponents.....	10	106	1296	12.2	7	65	129.6

PUNT RETURNS	NO	YARDS	AVG	TD	LONG
MyDarius Trujillo	3	25	8.3	0	13
LaAnthony Robinson	3	61	20.3	0	37
Zarious Keyes	1	20	20	1	20
Jamarius Brown	1	0	0	0	0
Trujillo, Mydari	1	-7	-7	0	0
Aaron Frazier	1	6	6	1	6
Total.....	10	105	10.5	2	37
Opponents.....	5	75	15	0	34
Total.....	12	121	10.1	1	33
Opponents.....	8	73	9.1	0	25

Interceptions	No	Yards	Avg	TD	Long
Mitchell Smiley	2	32	16	0	19
Jalen McWhite	1	0	0	0	0
Trey Giles	1	44	44	0	44
Sawyer, James	1	45	45	1	45
Rodney Coleman Jr.	1	0	0	0	0
Total.....	6	121	20.2	1	45
Opponents.....	5	66	13.2	0	28
Total.....	11	227	20.6	3	97
Opponents.....	10	107	10.7	1	79

Kick Returns	No.	Yards	Avg	TD	Long
Orlando Doss	8	124	15.5	0	35
LaAnthony Robinson	5	96	19.2	0	38
Collin Woods	4	61	15.2	0	25
MyDarius Trujillo	3	20	6.7	0	16
Trujillo, Mydari	2	29	14.5	0	16
Kingston Davis	1	21	21	0	21
Total.....	23	351	15.3	0	38
Opponents.....	34	583	17.1	0	80

FUMBLE RETURNS	No.	Yards	Avg	TD	Long
Trey Giles	1	9	9	0	9
Andrew Gaylor	1	5	5	0	5
Total.....	2	14	7	0	9
Opponents.....	0	0	0	0	0

SCORING	TD	FGS	KICK	RUSH	RCV	PASS	DXP	SAF	POINTS
Donte Edwards	7	0-0	0-0	1-1	0	0-0	0	0	44
Jackson Spradlin	0	5-9	23-25	0-0	0	0-0	0	0	38
Kingston Davis	6	0-0	0-0	0-0	0	0-0	0	0	36
Jaih Andrews	4	0-0	0-0	0-0	0	0-0	0	0	24
Christopher Brown	4	0-0	0-0	0-0	0	0-0	0	0	24
Cohen Hudson	2	0-0	0-0	0-0	0	0-0	0	0	12
Newell, Claude	2	0-0	0-0	0-0	0	0-0	0	0	12
Spradlin, Jackso	0	1-2	8-9	0-1	0	0-0	0	0	11
Kadarius Roberts	1	0-0	0-0	0-0	0	0-0	0	0	6
Sawyer, James	1	0-0	0-0	0-0	0	0-0	0	0	6
Marcus Lodge	1	0-0	0-0	0-0	0	0-0	0	0	6
Brandon Hicks	1	0-0	0-0	0-0	0	0-0	0	0	6
Deondre Harvey	1	0-0	0-0	0-0	0	0-0	0	0	6
Montavious Tinch	1	0-0	0-0	0-0	0	0-0	0	0	6
Zarious Keyes	1	0-0	0-0	0-0	0	0-0	0	0	6
Aaron Frazier	1	0-0	0-0	0-0	0	0-0	0	0	6
Jay Fitch	0	0-0	1-1	0-0	0	0-0	0	0	1
TEAM	0	0-0	0-0	0-1	0	0-0	0	0	0

Total.....	33	6-11	32-35	1-3	0	0-0	0	0	283
Opponents.....	20	4-8	22-26	1-1	1	1-1	1	1	212
Jay Fitch	0	0-0	1-1	0-0	0	0-0	0	0	1
TEAM	0	0-0	0-0	0-0	0	0-0	0	0	0
Total.....	41	8-10	40-41	0-0	0	0-0	0	0	310
Opponents.....	29	4-8	24-26	0-0	1	1-2	0	0	212

TOTAL OFFENSE	GP	PLAYS	RUSH	PASS	TOTAL	AVG/G
Donte Edwards	10	178	976	0	976	97.6
Newell, Claude	6	114	85	764	849	141.5
Kingston Davis	9	125	715	0	715	79.4
Newell III, Clau	3	61	73	447	520	173.3
Jacob Millhouse	2	18	46	105	151	75.5
Griffin, Octavious	3	19	19	127	146	48.7
Jalen Parker	6	44	21	115	136	22.7
Brandon Hicks	4	17	42	0	42	10.5
MyDarius Trujillo	7	7	31	0	31	4.4
Trujillo, Mydari	3	4	26	0	26	8.7
Zarious Keyes	4	11	25	0	25	6.2
Aaron Frazier	6	5	15	0	15	2.5
LaAnthony Robinson	4	1	13	0	13	3.2
Cornell Kendrick	2	5	4	0	4	2
TEAM	8	4	-24	0	-24	-3
Total.....	10	614	2067	1558	3625	362.5
Opponents.....	10	592	1642	1296	2938	293.8

FIELD GOALS	MADE-ATT	PCT	01-19	20-29	30-39	40-49	50-99	LONG	BLKD
Spradlin, - Jackso	1-1	100	0-0	0-0	1-1	0-0	0-0	38	0
Jackson Spradlin	5-9	55.6	0-0	1-1	2-3	1-3	1-2	50	0

FG SEQUENCE	ALBANY STATE	OPPONENTS
Southern	-	-
Alabama State	-	-
Morehouse	-38	38

Albany State	(33),41	49,(31)
Benedict	-	-31
Central State	32	-
Lane	(50),(33)	-
Kentucky State	46	37
Edward Waters	50,(48)	-24
Tuskegee	-21	-30

Numbers in (parentheses) indicate field goal was made.

PUNTING	NO.	YARDS	AVG	LONG	TB	FC	I20	50+	BLKD
Jay Fitch	35	1282	36.6	58	2	8	13	3	0
Jackson Spradlin	5	162	32.4	41	0	3	0	0	1
Total.....	40	1444	36.1	58	2	11	13	3	1
Opponents.....	52	1975	38	65	3	15	23	10	2

KICKOFFS	NO	YARDS	AVG	TB	OB	RETN	NET	YD/LN
Jackson Spradlin	40	2197	54.9	6	3			
Spradlin,Jacks	14	556	39.7	0	2			
Total.....	54	2753	51	6	5	17.1	37.4	27
Opponents.....	41	2326	56.7	10	6	15.3	42.1	22

ALL PURPOSE	GP	RUSH	RCV	PR	KR	IR	TOTAL	AVG/G
Donte Edwards	10	976	10	0	0	0	986	98.6
Kingston Davis	9	715	102	0	21	0	838	93.1
Marcus Lodge	9	0	279	0	0	0	279	31
Christopher Brown	5	0	255	0	0	0	255	51
LaAnthony Robinson	4	13	76	61	96	0	246	61.5
Jaih Andrews	10	0	201	0	0	0	201	20.1
Montavious Tinch	7	0	136	0	0	0	136	19.4
Orlando Doss	6	0	6	0	124	0	130	21.7
Collin Woods	6	0	47	0	61	0	108	18
Rashad Nelson	9	0	89	0	0	0	89	9.9
Cohen Hudson	8	0	88	0	0	0	88	11

Newell, Claude	6	85	0	0	0	0	85	14.2
Brown, Christoph	2	0	82	0	0	0	82	41
MyDarius Trujillo	7	31	0	25	20	0	76	10.9
Tinch, Montaviou	2	0	74	0	0	0	74	37
Newell III, Clau	3	73	0	0	0	0	73	24.3
Deondre Harvey	7	0	66	0	0	0	66	9.4
Brandon Hicks	4	42	21	0	0	0	63	15.8
Trujillo, Mydari	3	26	0	-7	29	0	48	16
Jacob Millhouse	2	46	0	0	0	0	46	23
Sawyer, James	8	0	0	0	0	45	45	5.6
Zarious Keyes	4	25	0	20	0	0	45	11.2
Trey Giles	10	0	0	0	0	44	44	4.4
Mitchell Smiley	6	0	0	0	0	32	32	5.3
Ruffin, Gabriel	1	0	26	0	0	0	26	26
Jalen Parker	6	21	0	0	0	0	21	3.5
Aaron Frazier	6	15	0	6	0	0	21	3.5
Griffin, Octavious	3	19	0	0	0	0	19	6.3
Cornell Kendrick	2	4	0	0	0	0	4	2
TEAM	8	-24	0	0	0	0	-24	-3
Total.....	10	2067	1558	105	351	121	4202	420.2
Opponents.....	10	1642	1296	75	583	66	3662	366.2

COMBINED TEAM STATISTICS

TEAM STATISTICS	MC	OPP
FIRST DOWNS	199	168
Rushing	122	96
Passing	60	58
Penalty	17	14
RUSHING YARDAGE	2067	1642
Rushing Attempts	438	381
Average Per Rush	4.7	4.3
Average Per Game	206.7	164.2
TDs Rushing	19	21

PASSING YARDAGE	1558	1296
Comp-Att-Int	98-176-5	106-211-6
Average Per Pass	8.9	6.1
Average Per Catch	15.9	12.2
Average Per Game	155.8	129.6
TDs Passing	16	7
TOTAL OFFENSE	3625	2938
Average Per Play	5.9	5
Average Per Game	362.5	293.8
KICK RETURNS: #-Yards	23-351	34-583
PUNT RETURNS: #-Yards	10-105	5-75
INT RETURNS: #-Yards	6-121	5-66
FUMBLES-LOST	10-8	11-7
PENALTIES-Yards	56-504	73-621
PUNTS-AVG	40-36.1	52-38.0
TIME OF POSSESSION/Game	30:00:00	29:22:00
3RD-DOWN Conversions	54/126	39/120
4TH-DOWN Conversions	9/14	11/19

Score by quarters	1st	2nd	3rd	4th	OT	TOTAL
Miles	64	76	72	65	6	283
Opponents	39	80	26	60	7	212

TOTAL OFFENSE	GP	PLAYS	RUSH	PASS	TOTAL	AVG/G
Donte Edwards	10	178	976	0	976	97.6
Newell, Claude	6	114	85	764	849	141.5
Kingston Davis	9	125	715	0	715	79.4
Newell III, Clau	3	61	73	447	520	173.3
Jacob Millhouse	2	18	46	105	151	75.5
Total.....	10	614	2067	1558	3625	362.5
Opponents.....	10	592	1642	1296	2938	293.8

ARCHITECTS, ENGINEERS AND BUSINESS FRIENDS WORKING FOR THE FUTURE OF CENTRAL STATE



At ESI we pride ourselves on the ability to encompass the entire range of interior and exterior electrical systems. Our project diversity and range of services include areas listed below and more:

- Healthcare
- Institution of Higher Education
- Government Agencies
- Process Control
- Networking Systems
- Power Generation
- Renewable Energy
- Manufacturing

ESI Electrical | CINCINNATI, OH 4696 Devitt Dr. Cincinnati, OH 45246 513-454-3741
ESI Electrical | CLEVELAND, OH 6161 Cochran Rd. Solon, Ohio 44139 440-349-2600
ESI Electrical | DAYTON, OH 3400 Kettering Blvd. Dayton, Ohio 45439 937-293-6138

For more information, visit us at: esielectrical.com



Daniel Parker, RHU

Account Executive

Delta Dental of Ohio
8044 Montgomery Road, Suite 700
Cincinnati, OH 45236

Cell: (513) 479-2990

Customer Service: (800) 524-0149

dparker@deltadentaloh.com




ALLIANCE ENGINEERING, LLC

CLINTON J. BROWN • President

1610 S.R. 718 • PO Box 132
Troy, OH 45373

Phone 937-552-9614

Clinton@AllianceEngLLC.com
www.allianceengllc.com



FOR MORE INFORMATION CONTACT:

Ray Hinson | rhinson@energysystemsgroup.com
(404) 541-2598 ext 2600 | www.energysystemsgroup.com

GOOD LUCK CLARK ATLANTA FROM YOUR FRIENDS IN BUSINESS



800.942.3667

770.460.6688 • 770.460.0997

404.822.8119

lvbaughn@apdinc.net

Lucas Vaughn
Account Specialist

125 Carnes Drive

Fayetteville, GA 30214

CAPITAL CITY

J. SLICK • SALES MANAGER
CELL 470-269-9552 • OFFICE 770-821-6099
1346 OAKBROOK DRIVE, SUITE 170A • NORCROSS, GEORGIA 30093
JSlick@CCElect.com • WWW.CAPITALCITYELECTRICAL.COM

BEST WISHES TO THE
CLARK ATLANTA UNIVERSITY FOOTBALL TEAM!

GO PANTHERS!

Best Wishes From
O'Doyle Brothers Demolition Services

ANALECTS TENT RENTALS

www.axtent/rentals.com

A spirit that's unbreakable

At Cricket, we love to see the smiles fill the stands after every big play, and we're proud to celebrate and support these HBCU student-athletes both on the field and off.

Cricket has been proud to support HBCU programs since 2018.

An offer that's made for you

\$60 UNLIMITED PLAN WITH EXTRA BENEFITS

(15GB mobile hotspot, 150GB cloud storage, 5G)

Cricket may temporarily slow data speeds if the network is busy. Add'l fees, usage & restr's apply.

Everything you want.
Including the price.

Compatible device required. 5G may not be available in your area. For 5G coverage, see cricketwireless.com/map.

*44¢/line. Cricket More Plan: Cricket More Data Restrictions: For all data usage, Cricket may temporarily slow data speeds if the network is busy. Video streaming at 3D quality. Cricket More includes up to 15GB Mobile Hotspot data per line per month. Then Mobile Hotspot speed slowed to 128Kbps for rest of bill cycle. Actual speed varies by device and location. Mobile Hotspot req's compatible device. Data usage and tethering that violates contract terms may be slowed or terminated. For more information on Cricket's mobile broadband service, visit MobileBroadbandInformation. General: Activation/upgrade (up to 125¢/line) & add'l one-time (\$4 customer assistance) fees & restr's may apply; see cricketwireless.com/terms. Devices: Sold separately. Limits: 9 devices. Pricing, availability, terms, data usage, speed & other restr's sub's, to change w/o notice. By activating/using svc., you agree to Cricket Terms of Service (cricketwireless.com/terms). Svc good for 30 days. Coverage not avail. everywhere.

150GB Cloud Storage: Stored using the myPhotoVault app or web portal. You must maintain active wireless service on the Cricket More plan or your myPhotoVault storage will be canceled. If canceled, you will be unable to upload to your myPhotoVault and all your myPhotoVault cloud data will be permanently deleted within 90 days. myPhotoVault requires a compatible device with Cricket Wireless service. Technical limits may prevent certain features from working on all devices. There may be limitations on the size of each video that can be backed up and secured with the myPhotoVault app. App functionality requires device powered on and connected to the internet. Data charges may apply for app download. Accuracy, availability and timeliness are not guaranteed. myPhotoVault and other related apps provided by Asurion Mobile Applications, LLC. Only available for devices running iOS 9.0 and up, or Android 5.0 and up.

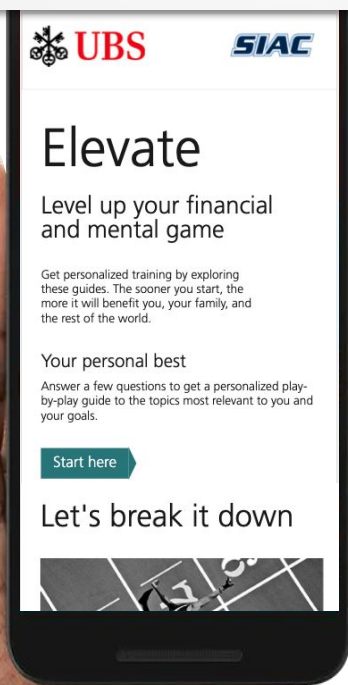


Ready to **Elevate** your mental and financial wellbeing?

Introducing our new digital wellness learning platform designed exclusively for SIAC students, staff, and families.

Get started today:
ubs.com/elevate

**3-6 minute interactive education, available in English and Spanish. Explore topics such as budgeting, debt management, insurance, credit, and managing mental health.*



Powered by
EVERFI



CHAMPIONSHIP
20 FOOTBALL 21

LEADERS
RISE
HERE

